

What's New/Changed in Moodle 2.6

New

- **Drag & Drop Text** – copies text from an email but cuts it from a Word document; all formatting is removed.

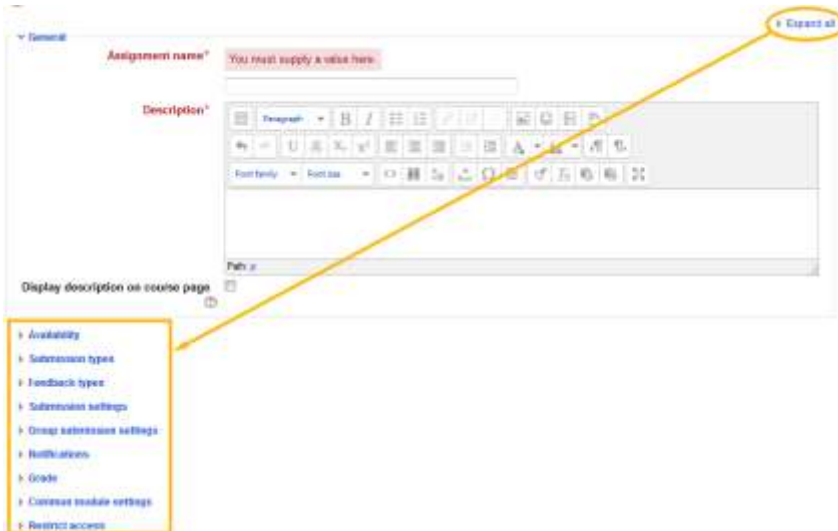



- **Badges**

- **Course Administration > Edit Settings** – there is now an option to drag & drop a file into the course summary:



- **Feedback options - Annotate PDF** – this works with inserted bubble comments
- **Added the option to Collapse/Expand sections** – this shows up in most Edit Settings pages:



- Drag & drop icon  is back with a new twist. If you click on the drag icon, you will get a list of options for moving the icon so you don't have to scroll through your course website:

Move Sample Rubric Made from Template Assignment X

To the top of section "General"

After resource "Start Here Page"

After resource "Your instructors name here Page"

After resource "Course Syllabus File"

After resource "Important Information About This Course Book"

After resource "Need Help? Page"

After resource "Student Lounge Forum"

After resource "Course Announcements Forum"

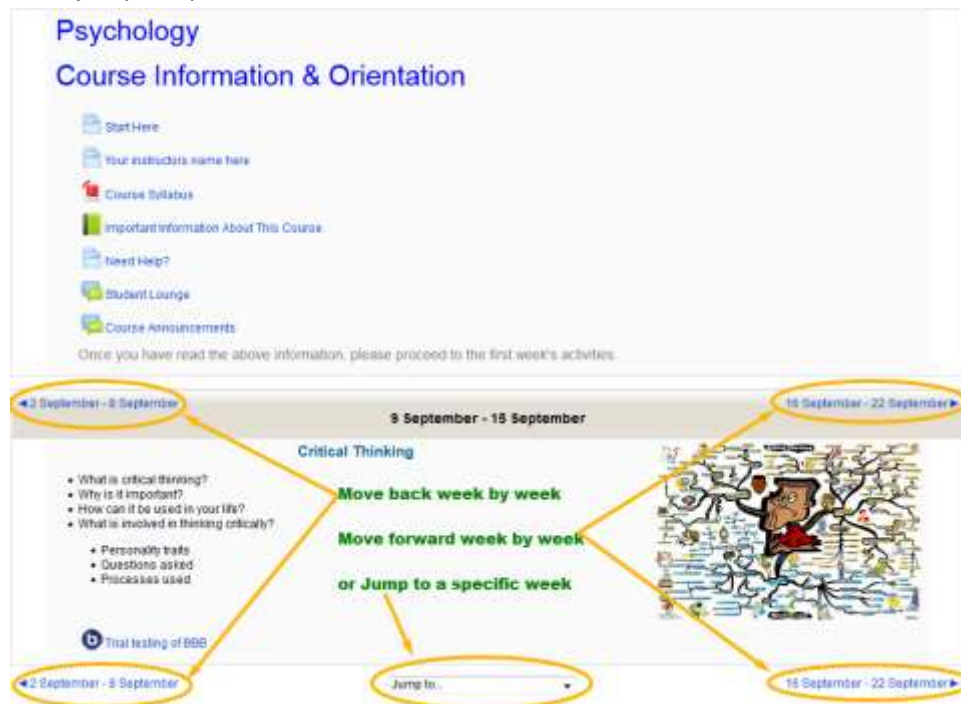
After resource "Once you have read the above information, please proceed to the first week's activities."

To the top of section "2 September - 8 September"

After resource "Review: research techniques, state of consciousness, learning, cognition, motivation/emotion, health, human development social psychology "

After resource "Course Evaluation - Sample for Basecamp Questionnaire"

- Jump to is back. If you turn on this option, your course will display in a collapsed format with the option to jump to specific weeks:



The screenshot shows a course page for "Psychology Course Information & Orientation". Below the orientation section, there are navigation options for weeks, each circled in yellow:

- ◀ 2 September - 8 September
- 8 September - 15 September
- 15 September - 22 September ▶

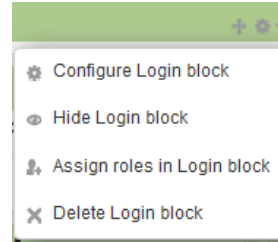
In the center, there are three green text options:

- Move back week by week
- Move forward week by week
- or Jump to a specific week

Below these options is a "Jump to..." dropdown menu, also circled in yellow. The page content includes a list of bullet points under "Critical Thinking" and a cartoon illustration of a person thinking.

Changes

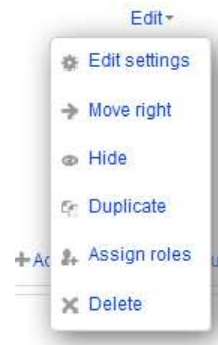
- **Settings** block is now called **Administration**
- **Block Edit menu** – instead of a row of icons there is a drop-down list:



- User **Activity Reports** have been moved > Participants (locate & click on student) > Administration block > Profile Settings for NAME > Activity Reports:



- **Activity/Resource Edit menu** – instead of a row of icons there is a drop-down list found here:



which looks like this:

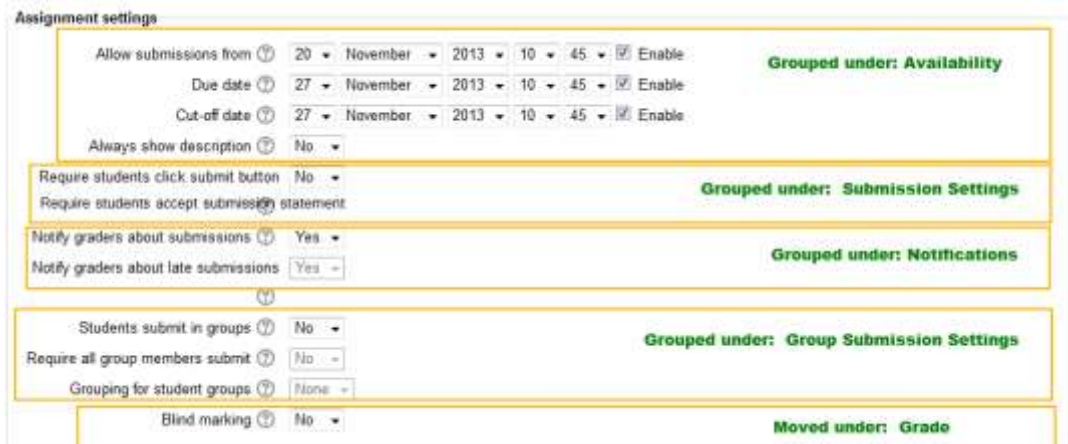
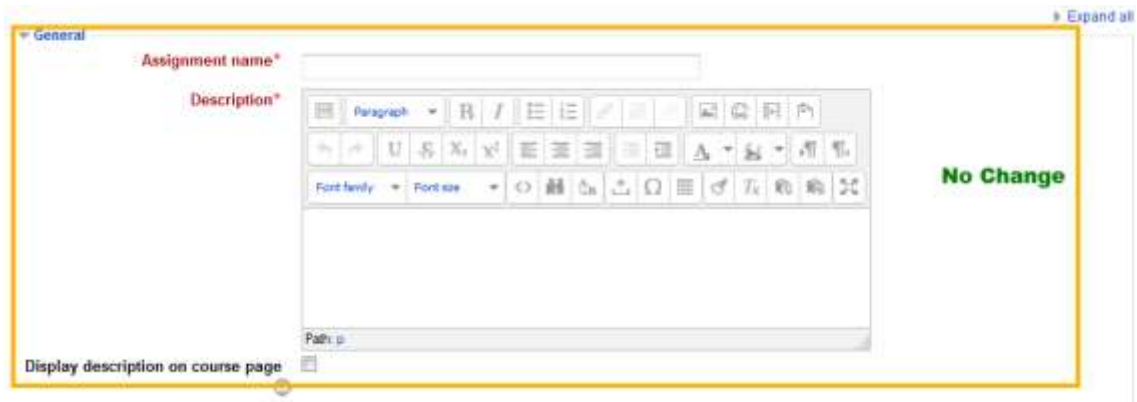
- **Move icon** – this is back and has been relocated to left side of the title:



- **Edit Title icon** – this is back:
- **Text Edit Box** – minor change in icon appearance; change in order; box can be collapsed/expanded:



- **Assignment Settings** – different organization and a couple of items added, but only one option removed (these screen shots are from the current configuration with one exception):



current settings:

Submission settings **Renamed: Submission Types**

Online PoolLL No

PoolLL Rec. Type MP3 Voice Recorder

PoolLL Rec. Time Limit 0 minutes

PoolLL Whiteboard Back

PoolLL WhiteBoard Size 300x300

Online text No **Moved to**

File submissions Yes

Maximum number of uploaded files 1

Maximum submission size Course upload limit (50MB)

Submission comments No

Same settings in 2.6:

Submission Types

Submission type Online PoolLL Online text File submissions **Minor change in layout**

PoolLL Rec. Type MP3 Voice Recorder

PoolLL Rec. Time Limit 0 minutes

PoolLL Whiteboard Back

PoolLL WhiteBoard Size 300x300

Maximum number of uploaded files 1

Maximum submission size Course upload limit (50MB)

moved from here

Feedback settings **Section renamed: Feedback Types**

Feedback comments Yes

Offline grading worksheet No

Feedback files No

Feedback PoolLL Yes

PoolLL Recorder Type MP3 Voice Recorder

Show download link No

PoolLL WhiteBoard Size 300x300

No other changes

Grade

Grade 100

Grading method Single direct grading

Grade category Uncategorized

Moved to here: Blind Marking
Added: Use Marking Workflow
Use Marking Allocation

Common module settings

Group mode Visible groups

Visible Show

ID number

No advanced option → Show advanced

No other changes except to the order of items

Restrict access **No changes**

Allow access from 15 May 2014 00:00 Enable

Allow access until 15 May 2014 00:00 Enable

Grade condition (none) must be at least % and less than %

Add 2 grade conditions to form

User field (none) contains

Add 2 user field conditions to form

Before activity can be accessed Show activity greyed-out, with restriction information

➤ Forum Settings (screen captures from 2.6):

Attachments and word count		
Maximum attachment size	500KB	Separated Attachment information from Subscription & tracking
Maximum number of attachments	2	
Display word count	No	
Subscription and tracking		
Subscription mode	Optional subscription	
Read tracking	Optional	
Post threshold for blocking		No Change
Time period for blocking	Don't block	
Post threshold for blocking	0	
Post threshold for warning	0	
Grade		No Change
Grade category	Uncategorised	
Ratings		No Change
Roles with permission to rate	Capability check not available until activity is saved	
Aggregate type	No ratings	
Scale	Scale: Corrections Required/Complete	
Restrict ratings to items with dates in this range:	<input type="checkbox"/>	
From	4 - April - 2014 - 13 - 00	
To	4 - April - 2014 - 13 - 00	
Common module settings		Reordered but otherwise No Change
Visible	Show	
ID number		
Group mode	No groups	
Grouping	None	
Restrict access		No Change
Allow access from	4 - April - 2014 - 00 - 00 Enable	
Allow access until	4 - April - 2014 - 00 - 00 Enable	
Grade condition	(none) must be at least % and less than %	
Add 2 grade conditions to form		